

## Household Profiles

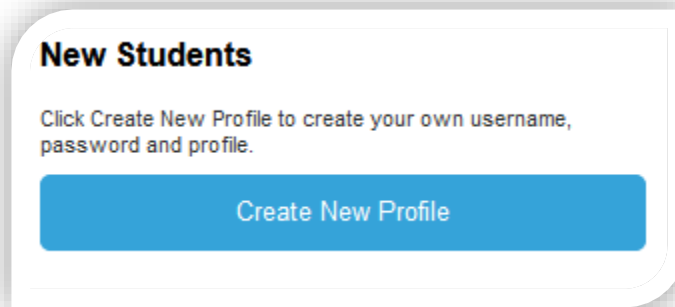


If you plan to register two or more children for Summer Learning, you may choose to create a household profile. This will make it easier for you to register multiple children during busy registration mornings, as you will only need to log in once.

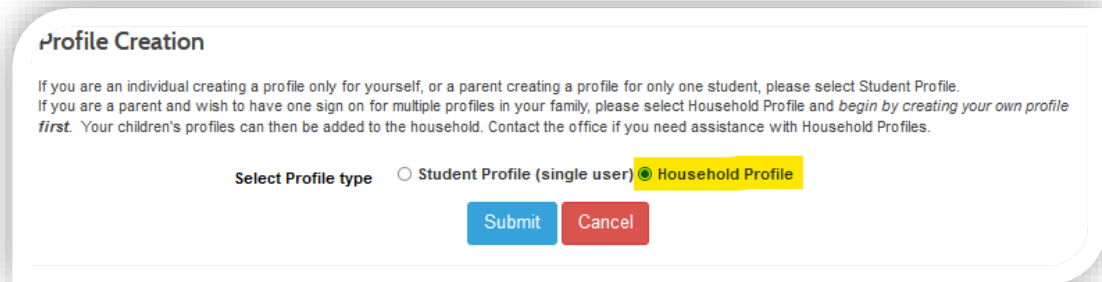
One of the following scenarios will apply to you:

### 1. You already have an existing profile for one or more children:

First, the parent should create their own profile (note: parents who are also CE students will already have a profile): Go to our [website](#), Click on LOGIN/CREATE ACCOUNT, then click on Create New Profile



On the next page, select the radio button beside Household Profile.

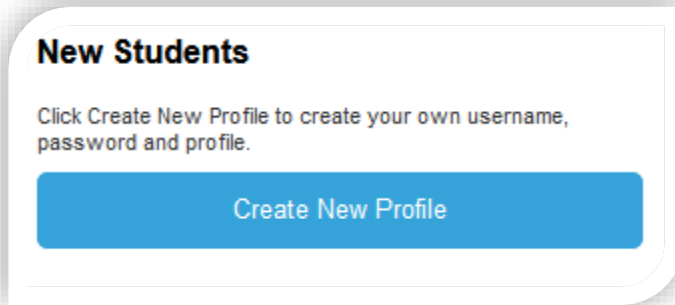


Once you have created a parent profile, phone our office at 604-936-4261 to have your child's already-existing profile added to your household profile.

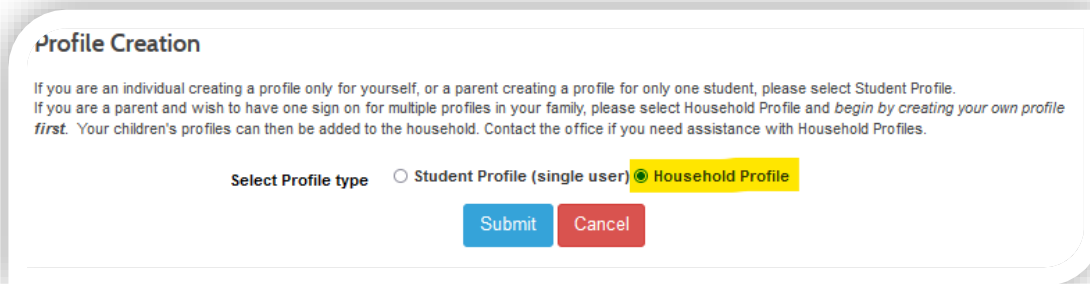
If you receive a message stating that your email is already being used in an existing profile, please call the office at 604-936-4261. The office will fix this so that all profiles will fall under that one email.

**2. You currently have no profile for any child you’re wishing to register:**

First, the parent should create their own profile (note: parents who are also CE students will already have a profile): Go to our [website](#), Click on LOGIN/CREATE ACCOUNT, then click on Create New Profile



On the next page, select the radio button beside Household Profile.



You can now create a new youth profile for an additional child by signing into your profile, clicking on Menu, then Household Profile, then scrolling down to the “Add youth member to household”, but only if you are SURE that a profile doesn’t already exist for your child.

